



## Effective Strategies to Improve the Quality of Meat

Qammar Shabbir Rana<sup>1</sup>, Hafiz Haroon Ahmad<sup>2</sup>, Abdul Baqi<sup>3</sup>, Raja Rizwan Javed<sup>4</sup>  
<sup>1,4\*</sup> National Defence University, Islamabad

<sup>2</sup> Department of Space Science University of Punjab Lahore

<sup>3</sup> Government Boys Postgraduate College, Sariab Road Quetta

\*Email: qammar.edu@gmail.com

**Citation** | H. H. A. Raja Rizwan Javed, Abdul Baqi, Qammar Shabbir Rana, “Effective Strategies to Improve the Quality of Meat” *Int. J. Agric. Sustain. Dev.*, vol. 4, no. 3, pp. 85-90, 2022.

**Received** | June 26, 2022; **Revised** | July 09, 2022; **Accepted** | July 20, 2022; **Published** | July 24, 2022.

This review looks at the research on the impact of biotics on animal development, immunity, and productivity to address the expanding use of biotics in animal agriculture. Biotics have been shown to have some positive effects when administered to farm animals, including increased productivity, decreased mortality, and higher-quality end products. Although the precise mechanisms by which biotics produce their beneficial effects remain unclear, it is widely held that they do so by altering the composition of the microbiota in the digestive tract. Biotics have been shown to improve sensory qualities and decrease pathogenic and spoilage microorganisms in both fresh and fermented meat products. Biotics have been shown to have some positive effects, but there is a wide range in how well they work to enhance animal performance and final product quality. Factors that dictate such variability are dependent on the probiotic strain being utilized and its stability during storage and administration/inoculation, frequency and dosage, nutritional and health status as well as the age of the host animal. To find the most useful probiotic strains for a given application, as well as the optimal dose, administration time, delivery method, and mechanism of action for each strain/host, more investigation is needed.

**Keywords:** Meat Production, Preservation, Sustainable Development.



## Introduction

Growing global demand for animal products has been a persistent difficulty for the animal production industry [1]. Improvements in genetic selection, health status, nutrition, and the use of antibiotics and growth promotants have all contributed greatly to this field's rapid development over the past half-century [2]. Both of these methods have been shown to increase overall growth performance by about 18% in commercial animal production by bettering animal health and feed efficiency. Concerns have been raised about the rise in antibiotic-resistant microorganisms, food allergies, and environmental damage from things like agricultural runoff as a result of antibiotic and growth-promoting use [3]. Antibiotics and growth promotants' effects on human health are still controversial, but consumers are growing increasingly wary of them [4][5]. To increase the productivity, consistency, and uniformity of farm animals and their products, scientists have been looking into various alternatives. Feeding farm animals biotics, either as individual strains or a combination, is one alternative.

Metchnikoff coined the term "probiotic" in 1908; it comes from the Greek "pro" (meaning "for") and "bios" (meaning "for life") [6]. Biotics are defined as living microbial supplements that advantageously influence the host by improving its intestinal microbial composition [7]. "mono or mixed strains of living microorganisms that confer a desirable health benefit on the host when used adequately," reads a definition adopted by FAO/WHO in 2002 [8]. To regard a microorganism as a probiotic, it should be nonpathogenic, able to give a viable cell count, has a positive effect on the health of the host, and enhance the functions of the intestinal tract. The most commonly used biotics are *Lactobacillus acidophilus*, *Lactobacillus lactis*, *Lactobacillus plantarum*, *Lactobacillus bulgaricus*, *Lactobacillus casei*, *Lactobacillus Helvetica*, *Lactobacillus salivary*, *Bifid bacterium spp.*, *Enterococcus faecium*, *Enterococcus faecalis*, *Streptococcus thermophilus*, *Escherichia coli* bacteria, and other probiotic fungi such as *Saccharomyces cerevisiae* and *Saccharomyces boulardii* [9]. Utilizing biotics in livestock is helpful for decades [10] due to the positive effects on feed utilization, growth, and immunity. The success of biotics depends on some variables, including the species and age of the host, the dosage, and the quality of the microbial strains used. [11] Therefore, adding biotics to the diet of livestock requires serious thought. This review aims to discuss the administration of biotics in animal feed, either as supplements or additives, and their effect on animal health, growth and productivity, and product quality. We'll also take a quick look back at how biotics has been used in both raw and aged cuts of meat.

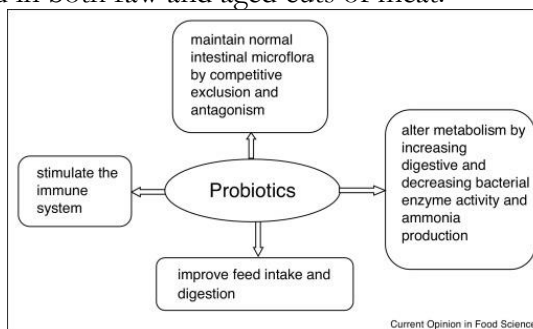


Figure 1: Effect of biotics in poultry for improving meat quality

The Microbiota of the Gut Animals hosts a microbiome that is both diverse and numerous within the GIT [12] [13]. The majority of biotics are bacteria, so that's what we'll be reviewing in this article.

About 98% of the total microbiota in the ovine rumen and 98% in the bovine rumen are Firmicutes and Bacteroidetes species. Firmicutes, however, predominate in the pig and chicken cecum, with only a negligible percentage (2%) of Bacteroidetes [14].

The welfare of the animal improves with the maintenance of a large and varied microbiota [15]. Depending on the specifics of the situation, any one of these three variables

may play a more significant role than the others. Biotics have many potential benefits, but one of the difficulties lies in knowing at what point in an animal's lifecycle the change should be made.

Since the 1970s [16], probiotic supplementation has become increasingly popular for animal consumption. As a result of biotics' antimicrobial properties against environmental and dietary pathogens, they are increasingly being used in the food industry. [17].

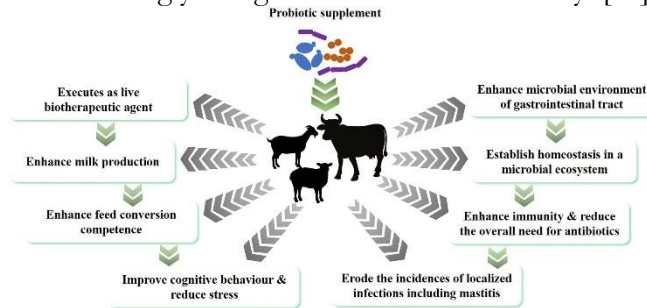


Figure 2: Importance of biotics on dairy production efficiency

Genetics, age, diet, and sexual orientation are just a few of the variables that can affect an animal's size and development [18]. Among these factors, providing an animal with a healthy diet is crucial to its development and growth [19]. Maximizing growth requires not only providing the right amount of feed but also making sure that the feed is easily absorbed by the animal [20]. The probiotic-supplemented pigs outperformed the control group in terms of growth because they digested their food more efficiently. Similarly, pigs fed a *Bacillus* culture strain showed improved nutrient absorption. A 10% improvement in protein utilization was observed between supplemented and non-supplemented pigs after four to five months in this study [21]. Researchers [22] found that when turkeys were fed *Bacillus amyloquefaciens*, they ate more frequently and for longer periods of time [23][24].

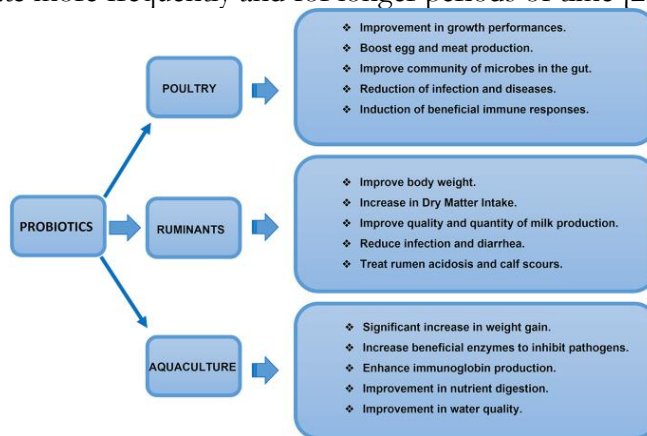


Figure 3 The role of proiotic on animal health and nutrition

Other studies [25] corroborate the authors' hypothesis that the lack of disease in the calves used in the study reduced the biotics' effectiveness [26]. In addition, more eggs were laid, more feed was consumed, and a better immune response was seen when laying hens were given 107 CFU/g of the probiotic *Bacillus licheniformis*.

**Results**

A consumer's perception of the quality of meat has a significant impact on both their purchasing decisions and their dining experiences. Meat color, texture, and WHC (water-holding capacity) are all examples of such characteristics [27]. Color is the single most influential factor in determining whether or not consumers will buy a particular cut of meat. In this scenario, water and water-soluble proteins like myoglobin are released from the meat, leaving behind a pale, unpleasant product. Biotics have been the subject of investigation as a

means to enhance the consistency of meat color and pH in recent years. Supplementing broilers with *Enterococcus faecium* led to a higher pH in the pectoralis major muscle at 45 min postmortem [28]. Pectoral meat turned a deeper red as the pH rose. Pigs-fed biotics were also found to have darker and redder meat [29]. Postmortem pH decline may be related to probiotic supplementation, but the exact connection has not been determined. However, it appears that the type of microorganism and administration method have an effect on the resulting pH [30]. In sum, biotics have the potential to alleviate this problem for the pork and poultry industries by slowing or stopping the pH from falling too quickly soon after death.

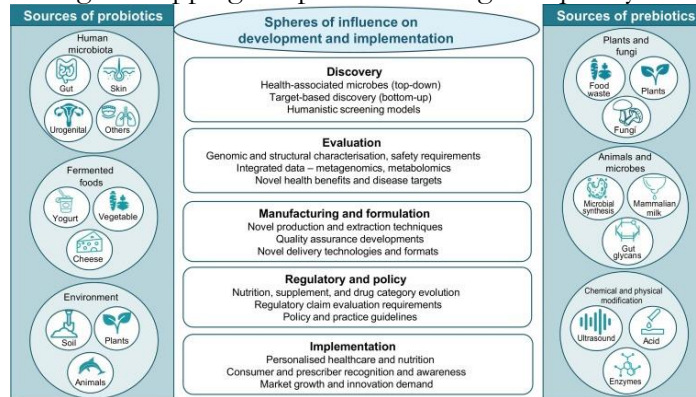


Figure 4: Future of biotics and trend in microbiology

The ultimate pH of meat affects its ability to retain water, and a higher pH allows meat to do so more effectively. Biotics have been shown to enhance WHC and meat tenderness [31]. Along with an increase in tenderness [32] found that probiotic supplementation can reduce oxidative stress-related defects in meat. Evidence for this hypothesis comes from studies showing an improvement in antioxidant capacity, a decrease in lipid oxidation, and a decrease in reactive oxygen species in products derived from probiotic-fed animals [33]. Now that there's more proof than ever that biotics can boost meat quality, scientists are looking into new ways to incorporate these microbes into the meat supply.

## Conclusions

This review synthesizes data from numerous studies, leading us to the conclusion that including biotics in animal diets and fresh and processed meat products has many advantages. Intestinal microbiota, immune response, nutrient digestibility and absorption, animal growth, and meat quality all appear to be enhanced by the use of biotics. In addition, numerous studies have demonstrated that the addition of biotics to fermented meat products enhances both their nutritional value and their flavor. This highlights the complexities of using biotics, as there were instances where their use in animal feeds and meat products had no discernible effect. Consequently, more research into the characteristics of individual strains, the determination of an optimal dosage, and an appreciation of the web of interactions between biotics and the gut microbiota could lead to the development of more potent probiotic mixtures for use in animal feed and meat products.

## References

- [1] G. W. Tannock, "What immunologists should know about bacterial communities of the human bowel," *Semin. Immunol.*, vol. 19, no. 2, pp. 94–105, Apr. 2007, doi: 10.1016/J.SMIM.2006.09.001.
- [2] I. A. Casas and W. J. Dobrogosz, "Validation of the Probiotic Concept: *Lactobacillus reuteri* Confers Broad-spectrum Protection against Disease in Humans and Animals," <http://dx.doi.org/10.1080/08910600050216246-1>, vol. 12, no. 4, pp. 247–285, 2009, doi: 10.1080/08910600050216246-1.
- [3] T. Ran, W. M. S. Goma, Y. Z. Shen, A. M. Saleem, W. Z. Yang, and T. A. McAllister, "Use of naturally sourced feed additives (lactobacillus fermentation products and enzymes) in growing and finishing steers: Effects on performance, carcass characteristics and blood

- metabolites,” *Anim. Feed Sci. Technol.*, vol. 254, p. 114190, Jul. 2019, doi: 10.1016/J.ANIFEEDSCI.2019.05.013.
- [4] M. A. Muhammad Hasan Ali Shah, Uzma Rafi, Roheela Yasmeen, “Monitoring of Cortisol Levels in Hog Deer with Varying Environment Exposure Original Article,” *Int. J. Innov. Sci. Technol.*, vol. 4, no. 3, pp. 919–928, 2022.
- [5] H. Tlaskalová-Hogenová *et al.*, “The role of gut microbiota (commensal bacteria) and the mucosal barrier in the pathogenesis of inflammatory and autoimmune diseases and cancer: contribution of germ-free and gnotobiotic animal models of human diseases,” *Cell. Mol. Immunol.* 2011 82, vol. 8, no. 2, pp. 110–120, Jan. 2011, doi: 10.1038/cmi.2010.67.
- [6] W. Deng, X. F. Dong, J. M. Tong, and Q. Zhang, “The probiotic *Bacillus licheniformis* ameliorates heat stress-induced impairment of egg production, gut morphology, and intestinal mucosal immunity in laying hens,” *Poult. Sci.*, vol. 91, no. 3, pp. 575–582, Mar. 2012, doi: 10.3382/PS.2010-01293.
- [7] A. Bomba, R. Nemcová, D. Mudroňová, and P. Guba, “The possibilities of potentiating the efficacy of biotics,” *Trends Food Sci. Technol.*, vol. 13, no. 4, pp. 121–126, Apr. 2002, doi: 10.1016/S0924-2244(02)00129-2.
- [8] M. Boirivant and W. Strober, “The mechanism of action of biotics,” *Curr. Opin. Gastroenterol.*, vol. 23, no. 6, pp. 679–692, Nov. 2007, doi: 10.1097/MOG.0B013E3282F0CFFC.
- [9] A. Bomba *et al.*, “The improvement of biotics efficacy by synergistically acting components of natural origin: A review,” *Biologia (Bratisl.)*, vol. 61, no. 6, pp. 729–734, 2006, doi: 10.2478/S11756-006-0149-Y/METRICS.
- [10] R. Fuller, “The importance of lactobacilli in maintaining normal microbial balance in the crop,” <http://dx.doi.org/10.1080/00071667708416332>, vol. 18, no. 1, pp. 85–94, Jan. 2007, doi: 10.1080/00071667708416332.
- [11] M. A. Conlon and A. R. Bird, “The Impact of Diet and Lifestyle on Gut Microbiota and Human Health,” *Nutr. 2015, Vol. 7, Pages 17-44*, vol. 7, no. 1, pp. 17–44, Dec. 2014, doi: 10.3390/NU7010017.
- [12] M. Rajilić-Stojanović and W. M. de Vos, “The first 1000 cultured species of the human gastrointestinal microbiota,” *FEMS Microbiol. Rev.*, vol. 38, no. 5, pp. 996–1047, Sep. 2014, doi: 10.1111/1574-6976.12075.
- [13] N. Çetin, B. K. Güçlü, and E. Çetin, “The Effects of Probiotic and Mannan oligosaccharide on some Haematological and Immunological Parameters in Turkeys,” *J. Vet. Med. Ser. A*, vol. 52, no. 6, pp. 263–267, Aug. 2005, doi: 10.1111/J.1439-0442.2005.00736.X.
- [14] S. M. L. Kabir, M. M. Rahman, M. B. Rahman, M. M. Rahman, and S. U. Ahmed, “The dynamics of biotics on growth performance and immune response in broilers,” *Int. J. Poult. Sci.*, vol. 3, no. 5, pp. 361–364, 2004, doi: 10.3923/IJPS.2004.361.364.
- [15] D. Czerucka, T. Piche, and P. Rampal, “Review article: yeast as biotics – *Saccharomyces boulardii*,” *Aliment. Pharmacol. Ther.*, vol. 26, no. 6, pp. 767–778, Sep. 2007, doi: 10.1111/J.1365-2036.2007.03442.X.
- [16] F. Chaucheyras-Durand and H. Durand, “Biotics in animal nutrition and health,” <https://doi.org/10.3920/BM2008.1002>, vol. 1, no. 1, pp. 3–9, Jun. 2009, doi: 10.3920/BM2008.1002.
- [17] Y. Yi *et al.*, “Probiotic potential of *Bacillus velezensis* JW: Antimicrobial activity against fish pathogenic bacteria and immune enhancement effects on *Carassius auratus*,” *Fish Shellfish Immunol.*, vol. 78, pp. 322–330, Jul. 2018, doi: 10.1016/J.FSI.2018.04.055.
- [18] L. Morelli and L. Capurso, “FAO/WHO guidelines on biotics: 10 years later,” *J. Clin. Gastroenterol.*, vol. 46, no. SUPPL. 1, Oct. 2012, doi: 10.1097/MCG.0B013E318269FDD5.
- [19] F. N. Owens, P. Dubeski, and C. F. Hanson, “Factors that alter the growth and development of ruminants,” *J. Anim. Sci.*, vol. 71, no. 11, pp. 3138–3150, Nov. 1993, doi: 10.2527/1993.71113138X.
- [20] E. Jami, A. Israel, A. Kotser, and I. Mizrahi, “Exploring the bovine rumen bacterial community from birth to adulthood,” *ISME J.* 2013 76, vol. 7, no. 6, pp. 1069–1079, Feb. 2013, doi: 10.1038/ismej.2013.2.
- [21] M. E. Hossain, S. Y. Ko, G. M. Kim, J. D. Firman, and C. J. Yang, “Evaluation of probiotic

- strains for development of fermented *Alisma canaliculatum* and their effects on broiler chickens,” *Poult. Sci.*, vol. 91, no. 12, pp. 3121–3131, Dec. 2012, doi: 10.3382/PS.2012-02333.
- [22] J. Gao *et al.*, “Effects of Yeast Culture in Broiler Diets on Performance and Immunomodulatory Functions,” *Poult. Sci.*, vol. 87, no. 7, pp. 1377–1384, Jul. 2008, doi: 10.3382/PS.2007-00418.
- [23] K. Ramasamy, N. Abdullah, S. Jalaludin, M. Wong, and Y. W. Ho, “Effects of *Lactobacillus* cultures on performance of laying hens, and total cholesterol, lipid and fatty acid composition of egg yolk,” *J. Sci. Food Agric.*, vol. 89, no. 3, pp. 482–486, Feb. 2009, doi: 10.1002/JSSFA.3477.
- [24] S. Lebeer, J. Vanderleyden, and S. C. J. De Keersmaecker, “Genes and Molecules of *Lactobacilli* Supporting Probiotic Action,” *Microbiol. Mol. Biol. Rev.*, vol. 72, no. 4, pp. 728–764, Dec. 2008, doi: 10.1128/MMBR.00017-08/ASSET/8FEC1D2F-E9DD-4E91-971E-C912C6B27934/ASSETS/GRAPHIC/ZMR0040821960004.JPEG.
- [25] N. Malmuthuge and L. L. Guan, “Gut microbiome and omics: a new definition to ruminant production and health,” *Anim. Front.*, vol. 6, no. 2, pp. 8–12, Apr. 2016, doi: 10.2527/AF.2016-0017.
- [26] A. Majidi-Mosleh, A. A. Sadeghi, S. N. Mousavi, M. Chamani, and A. Zarei, “Ileal MUC2 gene expression and microbial population, but not growth performance and immune response, are influenced by in ovo injection of biotics in broiler chickens,” <http://dx.doi.org/10.1080/00071668.2016.1237766>, vol. 58, no. 1, pp. 40–45, Jan. 2016, doi: 10.1080/00071668.2016.1237766.
- [27] R. Ashraf and N. P. Shah, “Immune System Stimulation by Probiotic Microorganisms,” <http://dx.doi.org/10.1080/10408398.2011.619671>, vol. 54, no. 7, pp. 938–956, 2014, doi: 10.1080/10408398.2011.619671.
- [28] T. Looft *et al.*, “In-feed antibiotic effects on the swine intestinal microbiome,” *Proc. Natl. Acad. Sci. U. S. A.*, vol. 109, no. 5, pp. 1691–1696, Jan. 2012, doi: 10.1073/PNAS.1120238109/SUPPL\_FILE/ST06.DOCX.
- [29] D. M. JOHNSTON, W. G. MOODY, J. A. BOLING, and N. W. BRADLEY, “Influence of Breed Type, Sex, Feeding Systems, and Muscle Bundle Size on Bovine Fiber Type Characteristics,” *J. Food Sci.*, vol. 46, no. 6, pp. 1760–1765, 1981, doi: 10.1111/J.1365-2621.1981.TB04480.X.
- [30] Q. W. Meng *et al.*, “Influence of biotics in different energy and nutrient density diets on growth performance, nutrient digestibility, meat quality, and blood characteristics in growing-finishing pigs,” *J. Anim. Sci.*, vol. 88, no. 10, pp. 3320–3326, Oct. 2010, doi: 10.2527/JAS.2009-2308.
- [31] C. FRANCIS, D. M. JANKY, A. S. ARAFA, and R. H. HARMS, “Interrelationship of *Lactobacillus* and Zinc Bacitracin in the Diets of Turkey Poults,” *Poult. Sci.*, vol. 57, no. 6, pp. 1687–1689, Nov. 1978, doi: 10.3382/PS.0571687.
- [32] L. S. Frizzo *et al.*, “Lactic acid bacteria to improve growth performance in young calves fed milk replacer and spray-dried whey powder,” *Anim. Feed Sci. Technol.*, vol. 157, no. 3–4, pp. 159–167, May 2010, doi: 10.1016/J.ANIFEEDSCI.2010.03.005.
- [33] P. K. Thornton, “Livestock production: recent trends, future prospects,” *Philos. Trans. R. Soc. B Biol. Sci.*, vol. 365, no. 1554, pp. 2853–2867, Sep. 2010, doi: 10.1098/RSTB.2010.0134.



Copyright © by authors and 50Sea. This work is licensed under Creative Commons Attribution 4.0 International License.